

COUNT	DESCRIPTION OF REVISIONS	BY	CHKD	DATE	COUNT	DESCRIPTION OF REVISIONS	BY	CHKD	DATE

APPLICABLE STANDARD

RATING	OPERATING TEMPERATURE RANGE	-30 C TO 85 C	STORAGE TEMPERATURE RANGE	-10 C TO 60 C
	VOLTAGE	250 V	OPERATING HUMIDITY RANGE	% TO %
	CURRENT	2 A	APPLICABLE CABLE	

SPECIFICATIONS

ITEM	TEST METHOD	REQUIREMENTS	QT	AT
------	-------------	--------------	----	----

CONSTRUCTION

GENERAL EXAMINATION	VISUALLY AND BY MEASURING INSTRUMENT.	ACCORDING TO DRAWING.	○	○
MARKING	CONFIRMED VISUALLY.		○	○

ELECTRICAL CHARACTERISTICS

CONTACT RESISTANCE	100 mA (DC OR 1000 Hz).	30 mΩ MAX.	○	-
CONTACT RESISTANCE MILLIVOLT LEVEL METHOD.	20 mV MAX. mA (DC OR 1000 Hz).			
INSULATION RESISTANCE	500 V DC	1000 MΩ MIN.	○	-
VOLTAGE PROOF	650 V AC FOR 1 min	NO FLASHOVER OR BREAKDOWN.	○	-

MECHANICAL CHARACTERISTICS

CONTACT INSERTION AND EXTRACTION FORCES	□ 0.5 ± 0.02 BY STEEL GAUGE.	INSERTION FORCE 7.9 N MAX. EXTRACTION FORCE 0.3 N MIN.	○	-
INSERTION AND WITHDRAWAL FORCES	MEASURED BY APPLICABLE CONNECTOR.	INSERTION FORCE N MAX. EXTRACTION FORCE N MIN.		-
MECHANICAL OPERATION	50 TIMES INSERTIONS AND EXTRACTIONS	① CONTACT RESISTANCE: 30 mΩ MAX. ② NO DAMAGE, CRACK AND LOOSENESS OF PARTS.	○	-
VIBRATION	FREQUENCY 10 TO 55 Hz, TOTAL AMPLITUDE 0.75 mm. — n/s' AT 3 DIRECTIONS.	① NO ELECTRICAL DISCONTINUITY OF PARTS.	○	-
SHOCK	490 n/s' DURATION OF PULSE 11 ms AT 3 TIMES FOR 3 DIRECTION.	① NO DAMAGE, CRACK AND LOOSENESS OF PARTS.	○	-

ENVIRONMENTAL CHARACTERISTICS

DAMP HEAT (STEADY STATE)	EXPOSED AT 40 ± 2 C. 90 ~ 95% RH. 96 h.	① CONTACT RESISTANCE: 30 mΩ MAX. ② INSULATION RESISTANCE: 1000 MΩ MIN. ③ NO DAMAGE, CRACK AND LOOSENESS OF PARTS.	○	-
DAMP HEAT, CYCLIC	EXPOSED AT TO C. TO % CYCLES. TOTAL h.	① CONTACT RESISTANCE: mΩ MAX. ② INSULATION RESISTANCE: MΩ MIN. (AT HIGH HUMIDITY) ③ INSULATION RESISTANCE: MΩ MIN. (AT DRY) ④ NO DAMAGE, CRACK AND LOOSENESS OF PARTS.	-	-
RAPID CHANGE OF TEMPERATURE	TEMPERATURE -55 -15-35- 85-15-35 C TIME 30 -10-15- 30 -10-15 min UNDER CYCLES.	① CONTACT RESISTANCE: 30 mΩ MAX. ② INSULATION RESISTANCE: 1000 MΩ MIN. ③ NO DAMAGE, CRACK AND LOOSENESS OF PARTS.	○	-
DRY HEAT	EXPOSED AT C. h.	① CONTACT RESISTANCE: mΩ MAX. ② NO DAMAGE, CRACK AND LOOSENESS OF PARTS.		-
CORROSION SALT MIST	EXPOSED IN % SALT WATER SPRAY FOR h.	① CONTACT RESISTANCE: mΩ MAX. ② NO HEAVY CORROSION.		-

RESISTANCE TO SOLDERING HEAT	AFTER IMMERSION OF THE CONTACT IN THE SOLDER BATH AT 260 C ± 5 C FOR 10 SEC. THERE SHALL BE NO PHYSICAL OR ELECTRICAL DAMAGE. THERE SHALL BE NO MELTING INSULATOR OR DEFECT.	○	-
SOLDERABILITY	AFTER IMMERSION OF THE CONTACT IN THE SOLDER BATH AT 230 C ± 5 C. A NEW UNIFORM COATING OF SOLDER SHALL COVER A MINIMUM OF 95 % IMMERSED.	○	-

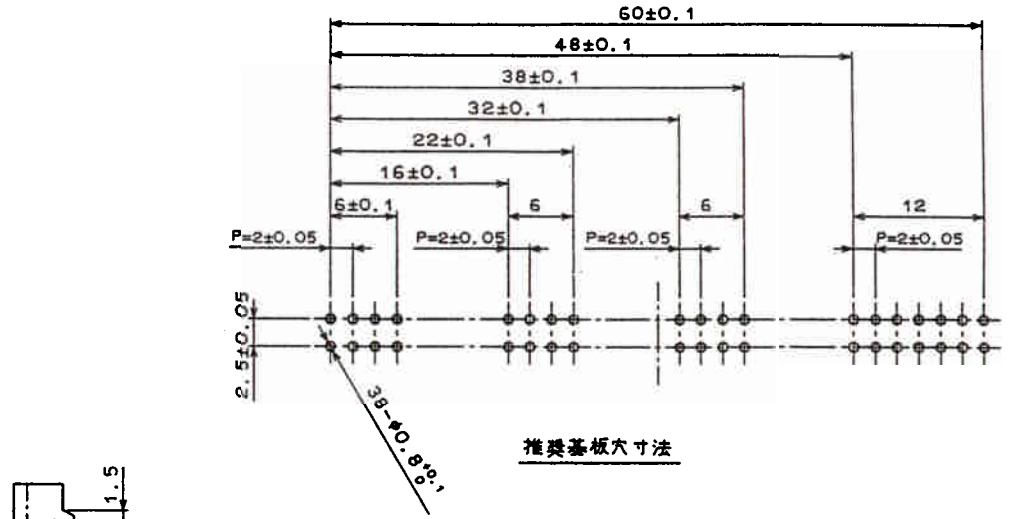
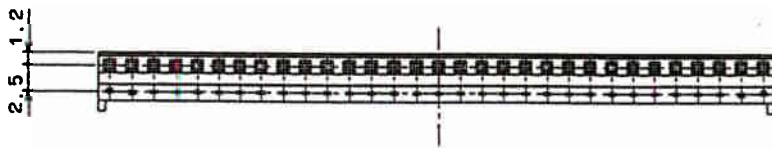
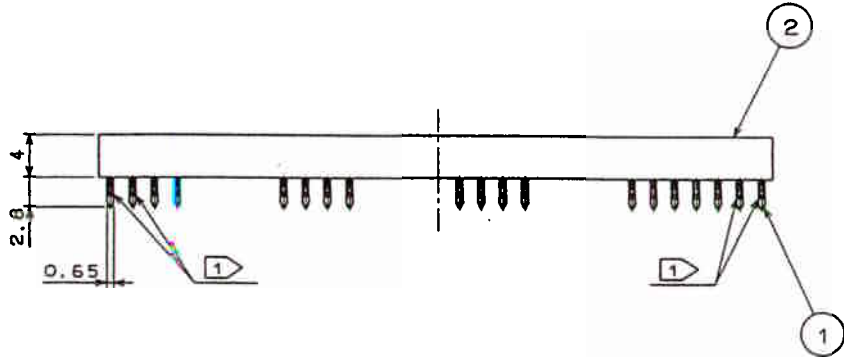
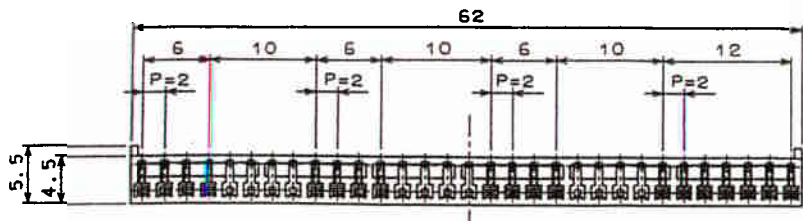
REMARKS (I) This figure includes the temperature rise due to the conduction of electricity passing through. Unless otherwise specified, refer to MIL-STD-1344	DRAWN	DESIGNED	CHECKED	APPROVED	RELEASED

Note QT: Qualification Test AT: Assurance Test ○: Applicable Test

HRS HIROSE ELECTRIC CO., LTD. SPECIFICATION SHEET PART NO. DF10-31S-2DSA (59)

CODE NO. (OLD) CL DRAWING NO. ELCL-071907-02 CODE NO. CL 545. - 0022-5-59 1/2

Δ回数	訂正記事	担当検図	年月日	Δ回数	訂正記事	担当検図	年月日	
COUNT	DESCRIPTION OF REVISIONS	BY	CHKD	DATE	DESCRIPTION OF REVISIONS	BY	CHKD	DATE



推奨基板寸法

注 1 キンク加工は、両端各2本を交互とする。

1	りん青銅	接触部金めつき (0.1μm)	2	ポリアミド樹脂	BLACK UL94V-0
部番	材質	処理、備考	部番	材質	処理、備考
一般公差 GENERAL DIMENSION TOLERANCE		旧製品コード CODE NO. (OLD)	製図 DRAWN		
寸法区分 OVER		公差 TO TOLERANCE	担当 DESIGNED		
6	18	±0.5	検図 CHECKED		
18	50	±0.7	承認 APPROVED		
50	125	±1	出庫 RELEASED		
125	250	±1.3	出庫 6.4.27		
250	500	AR	出庫 SB太		
角度 ANGULAR ±1°		単位 UNITS mm	製図 DRAWING NO.		
			図番 ADC3-071907-02		
			製品名 PART NO.		
			DF10-31S-2DSA(59)		
			製品コード CODE NO.		
			CL545-0022-5-59		
			1/1		